

Phone No.:
204-437-2284 or
204-437-2060
Fax No.:
204-437-2556
office@rmofpiney.mb



Rural Municipality of
PINEY



September 2022

MONTHLY REMINDERS

RM Office Closures

The RM office will be closed, Monday, September 5th and Friday, September 30th for Labour Day and National Day for Truth and Reconciliation.

Honouring
NATIONAL DAY
for Truth and



Reconciliation

September 30th

Board of Revision

If you have requested to appeal your 2023 assessment at the Board of Revision, the meeting will take place on Tuesday, September 20th, 2022 at 10:00 am in the Council Chambers.

JUST A LITTLE
Reminder

2023 Recreation Grants

All applications for Recreation Grants must be received by the RM of Piney by September 30th, 2022.

We're Hiring Election Officials



Please contact our office if you are interested in working as an Election Official at the 2022 Municipal Election and state which Polling Station you would like to work.

RM of Piney Office
204-437-2284 / 204-437-2060
office@rmofpiney.mb.ca

2022 Municipal Elections

With Election Day fast approaching, please keep in mind the following dates:

Notice of Nominations: September 14th to 20th

Nominations will be received for the offices of: Reeve and Councillor for Ward 1, Ward 2, Ward 3, and Ward 4; during regular business hours, Monday to Friday. The nomination deadline is September 20th, 2022 at 4:30 pm. Nominations cannot be accepted after this day.

To obtain a nomination paper, and/or candidate's declaration of qualification, contact the SEO (below).

Registration Deadline: September 20th

Municipal election candidates must register with the Senior Election Official (SEO) during the registration period before they may begin to accept contributions, incur expenses, fundraise or borrow money for their campaign.

Voters List – Revision Deadline: September 20th

The RM of Piney Voters List is open for changes and revisions. Any person who is eligible to vote in the RM of Piney can have changes or revisions made to the Voters List. Any person can request to have his/her name and address obscured from the Voters List.

September 28th: First day to apply in-person to vote by sealed envelope

October 15th: Advanced Poll from 8am to 8pm
at the RM of Piney Council Chambers in Vassar

October 26th: Election Day from 8am to 8pm

Ward 1 & 3 Polling Station: Woodridge Hall

Ward 2 Polling Station: Piney Hall

Ward 3 Polling Station: Vassar Hall

Ward 4 Polling Station: Sprague Hall



Qualifications to Vote:

- Must be a Canadian citizen;
 - Must be at least 18 years of age on Election Day;
 - Are a resident in the RM and/or registered owner of the property for at least six (6) months before Election Day;
- *A voter must vote in the ward they reside in, even if they are a landowner in more than one ward.

Election forms can be obtained from the RM office or found on our website.

Contact the SEO for more information:

Martin Van Osch, SEO
204-437-2284 / 204-437-2060
martin@rmofpiney.mb.ca



Economic Development

Step 8: Launch Your Business

The reasons for starting a business are as varied as the entrepreneurs who start those businesses. Maybe you want to be your own boss and in control of your earning power. Perhaps you have a new product to introduce to the world. It could be you have a vision to create employment opportunities in the Sunrise Corner region. Or maybe you want a side gig to earn some extra money for a dream vacation or new vehicle. Whatever the reason, we wanted to create a roadmap to point you in the right direction.

If you've been working through the seven steps to build a business you came up with your big idea, conducted research, determined your business structure, wrote a business plan and worked through your financials, you've also developed a marketing plan and registered a memorable business name. Congratulations, you're ready to launch your business.

Depending on the type of business, there are several different ways of officially launching your business. If you have a retail location, you could host a well-publicised grand opening event. If you're offering services online, you might launch your e-commerce website and start a digital marketing campaign to attract customers to your site. If it's a side gig, you may set up a table selling your products at a local farmer's market.

Starting a business can seem overwhelming but if you work through it step by step, it's completely achievable. Remember, there's an experienced team of experts to assist with pretty much every aspect of developing your business – and most of them are free. [Sunrise Corner Economic Development](#) is here to help you through the entire process outlined in these eight steps. We can also connect you to a variety of resources like [Community Futures Triple R](#) to help with business plan development and financing or [Eastman Tourism](#) to help develop and promote your tourism product. You might also consider joining the [Piney Regional Chamber of Commerce](#) to connect with a network of community-minded business owners throughout the region. And don't forget to post your free listing in the [Sunrise Corner Business Directory](#).

No matter what stage your business is at, I'd love to hear from you. If you'd like to discuss some ideas or get help narrowing down the options, feel free to reach out.

Monique Chenier
monique@sunrisecornermb.ca

Searching for local
products or services?

Wanting to promote your
business - for free*?

Visit Sunrise Corner's
Online Business Directory



www.sunrisecornermb.ca/business-listings/

*Listings exclusively for businesses that are physically located in Sunrise Corner (the RMs of Piney and Stuartburn).



You're Invited
PRCC Monthly Meeting
September 8, 2022 at 7 pm

Hybrid Meeting

attend in person at RM office in Vassar or via Zoom

www.pineyregionalchamber.com

Piney Regional Chamber of Commerce
invites all RM of Piney residents

**Municipal Council Candidate
Meet & Greet**

Thursday, October 13, 2022
Piney Hall @ 7 pm

**PINEY
REGIONAL**
CHAMBER OF COMMERCE



**EXPLORE
LOCAL**

Transitioning Small Container Collection from Municipal to Retail Sites

Manitoba – 2022 to 2024

Between 2022 and 2024, the <23L container collection program will undergo a gradual change that will align it with other provinces, enabling farmers to bring back these containers to their local retail outlets.

The change is being phased in gradually to reduce the burden on retail and municipal services, and to increase convenience for farmers who can now bring the containers back to the retail outlets that they frequent.

Growers

Across Canada, farmers return used ag items like jugs to ag-retailers. This streamlines the process and brings it into alignment with other provinces. It simplifies the program since your ag retailer may already be accepting Cleanfarms materials and it makes it easier for your municipality since they won't need to look after extra items. Most of all, when you're thinking about which materials you want to bundle up to recycle, you know they're all going to the same place: your local ag retailer.

How does this work for growers?

1. Rinse & remove
 - Use chemical handler/ triple rinse/ pressure rinse
 - Remove paper booklets, and discard
2. Fill bag & close
 - Place rinsed containers in bag and securely close
 - Only one material type per bag (i.e., jugs)
3. Seed treatment containers
 - Caps are to remain securely ON
 - Place in a separate collection bag (note – this is preferred for collection at municipal sites and required at retail sites and it make it easier for storage and transportation)
4. Return for recycling. Check with your retailer to see when you can begin returning to retail

How do you know where to bring your jugs?

For 2022: Please ask your local retailer if they have begun accepting jugs as many are participating in the program before municipal sites are phasing out. 2023 is the year where Manitoba and Alberta farmers will see the most change and we'll announce it with ads in local newspapers, on radio, social media and with posters at your ag retailer. Also, municipal sites that are no longer receiving materials will post signs long before they close.

Additional questions?

If we've missed something, please be sure to let us know, with an email to Manager, Sustainability and Performance, Cori Crawford: crawford@cleanfarms.ca.

For more details please visit: www.cleanfarms.ca



Why is rinsing important?

- It meets the requirements of the Pest Control Products Act.
- It ensures no product is wasted.
- It improves health and safety practices in the community.
- Only clean plastic can be recycled efficiently.

Please note

Before containers can be accepted for recycling, they must be rinsed of all residue after use. Only dry, rinsed containers that are residue-free can be accepted at collection sites.



**Bring 'em
all back**

Don't forget to ask if your retailer is collecting used ag jugs now.

**Empty ag jug recycling is
moving to retail collection
sites in Manitoba.**

cleanfarms

cleanfarms.ca/mb-ab-jug-transition

PUBLIC AWARENESS

GET PREPARED FOR *BACK TO SCHOOL* SAFETY!

It's back to school time! As school doors open, traffic gets a little heavier on our streets. School buses are on regular routes, and more people are walking, cycling or driving to school. Here are some tips to stay safe:

1) Observe School Zone Speeds

Although you should always obey posted speed limits, it is especially important during the school year. Children crossing the road on their way to and from school can easily get distracted and step into harm's way. Slowing down and being vigilant is crucial to keeping kids safe. Children are often out throughout the day at recess, lunch, and for certain classes, so it's important to drive slowly throughout the day.

2) Watch for Darting Children

Kids are small and easily distracted, and for drivers, this can create dangerous situations on the roads. Be vigilant and alert behind the wheel. You never know when a small child might step out from between parked cars or off a sidewalk.

3) School Buses

Most mishaps take place outside the bus. Make sure children wait well away from the road and stay back until the school bus makes a full stop and the doors open. Explain that they must walk at least three metres (10 feet) away when crossing in front of the bus so the driver can see them. When driving your car near a school bus please note that extra caution is needed. You should **NEVER** pass a school bus when the signal lights are flashing. All traffic must STOP when meeting a school bus with its lights flashing.

This safety tip was prepared by Public Safety Canada in collaboration with the Canada Safety Council. Find more tips at Getprepared.gc.ca.

<https://www.mpi.mb.ca/Pages/school-safety.aspx>

School Bus Safety Week

The third full week of October is observed as School Bus Safety Week in Manitoba. Manitoba Education and Early Childhood Learning bases its annual theme on the National Association of Pupil Transportation (NAPT) poster contest theme. Typically, this theme is directed at a specific group (e.g. students; the motoring public). The week is an opportunity for students to receive school bus ridership training; for reminding parents and the motoring public to be particularly careful around school bus vehicles; and, for school divisions to examine their pupil transportation practices. Although the school bus safety week theme changes annually, one message remains constant – be aware and be safe around the school bus.




School Buses Are Like Traffic Signals

When overhead lights
are flashing yellow:



Prepare to Stop

When overhead lights
are flashing red:



Stop!

When hazard warning
lights are flashing:



Proceed with Caution

PROTECTIVE SERVICES



Sprague RCMP

Well that felt like the quickest summer of all time didn't it? Just like that we're looking at fall, and preparing to close up our seasonal cabins for the year. This seems like a really good time to remind cabin owners to never leave firearms in your cabin year round. If you're closing up for the season, take your firearms home with you. Don't leave them in the closet, and don't put them under your bed, take them home and store them properly. We don't need stolen firearms ending up on the streets, because that's where they go! Make sure you put away, and lock up all property of value. If you're leaving an Off Road Vehicle as an example, take the battery out, and lock it up out of site from the roadway. Make your property as unattractive to thieves as possible, because they're always looking for an easy score. While we are on this topic, I'm still hearing from my officers that they are being approached by members of the public to report "Suspicious Vehicles" days, or in some cases weeks, after the incident happened. This doesn't help us, or help you! Please... if you see something call it in to the Sprague RCMP when it's happening. It's our best chance to catch some of these people looking for things to steal. Don't call the non emergency number... call the emergency number at (204) 437-2222. We need that information and vehicle description right away! You are the eyes, and ears out there. In the words of Jerry Maguire "Help Me... Help YOU!"

For all non emergency matters including Criminal Record Checks, please contact the Sprague RCMP Detachment at (204) 437-2041. Should you require immediate Police assistance you can call (204) 437-2222 or 911.

Richard Graham Cpl.
NCO i/c Sprague Detachment



Royal Canadian
Mounted Police

Storing and Transporting Firearms

Be safe! Prevent firearms accidents!

It is important to store, transport and display firearms safely to prevent accidents and deter loss or theft.

These rules apply to individuals. There are different rules for businesses.

The following information can be found at:

<https://www.rcmp-grc.gc.ca/en/firearms/storing-transporting-and-displaying-firearms>

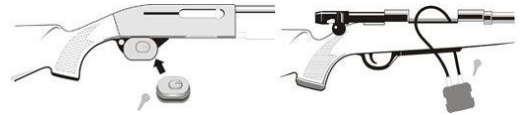
Storing Firearms Safely

Unload and lock your firearms!

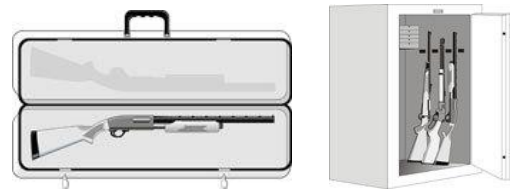
Store the **ammunition** separately or lock it up. It can be stored in the same locked container as the firearms.

Non-Restricted Firearms

- Attach a secure locking device, such as a trigger lock or cable lock (or remove the bolt) so the firearms cannot be fired; **or**

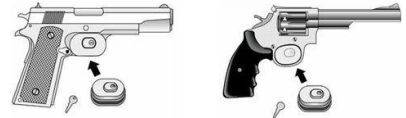


- Lock the firearms in a cabinet, container or room that is difficult to break into.



Restricted and Prohibited Firearms

- Attach a secure locking device so the firearms cannot be fired **and** lock them in a cabinet, container or room that is difficult to break into; **or**



- Lock the firearms in a vault, safe or room that was built or modified specifically to store firearms safely.
- For automatic firearms, also remove the bolts or bolt carriers (if removable) and lock them in a separate room that is difficult to break into.

Transporting Firearms Safely

Non-Restricted Firearms

Non-restricted firearms must be unloaded during transportation.

Restricted and Prohibited Firearms

- **Unload** the firearms; **and**
- Attach **secure locking devices** to the firearms; **and**
 - Lock the firearms in a sturdy, non-transparent container; **and**
- Remove the bolts or bolt carriers from any automatic firearms (if removable);
 - Obtain an Authorization to Transport (call 1-800-731-4000)

Remember

Don't forget to renew your firearms licence before it expires.



Southeast Farmer's Market

Fridays - July 8 to Sept 2

3:00 – 8:00 pm

**Pine Grove Seniors Center
South Junction, Manitoba**

Rain or Shine

**Variety of
Local Vendors**



New Vendors Welcome

For more information call

Jen - 204-423-2223

Shawny - 204-437-2600

**If you can't make it, bake it or grow it...
You can buy it at the Farmer's Market!**

Woodridge Community Club invites you to attend our dine-in **FALL SUPPER**

Saturday, September 17, 2022

4:00 p.m. – 6:00 p.m.

at the Woodridge Community Centre
69 Denis Street, Woodridge, MB

*Menu will include: Turkey, stuffing, meatballs,
mashed potatoes, cabbage rolls, a variety of side
dishes and dessert.*

TICKETS MUST BE PURCHASED IN ADVANCE!

*Tickets can be purchased from any WCC board member or
at the Vintage Corner Store (Woodridge) before September 12th.
There will be no tickets on sale at the door.*

Questions? Call 204-429-2344

Adult/Teen: \$18

Youth (6 - 12 years): \$12

Children under 5 years: Free



Ross L Gray School

First day of Classes: September 7th, 2022

WE HAVE MOVED TO A NEW FACEBOOK PAGE!



**The Rural
Municipality
of Piney**

Don't forget to follow our new page!



FOLLOW



PINEY ANNUAL FALL ATV DERBY



Saturday, September 24, 2022

Registration 10:00 a.m. – 3:00 p.m.

At the Piney Community Hall

PRIZE MONEY 20% - 15% - 10% - 5% OF TOTAL HANDS

Quick pick – Piney Hall

Food will be available on the trail

ALL HANDS \$5.00 EACH

FOOD & REFRESHMENTS AVAILABLE AT THE PINEY HALL

**FOR INFO CONTACT: Wally 431-205-1248 or
Terry 204-795-8591 or Nancy 204-408-0874**