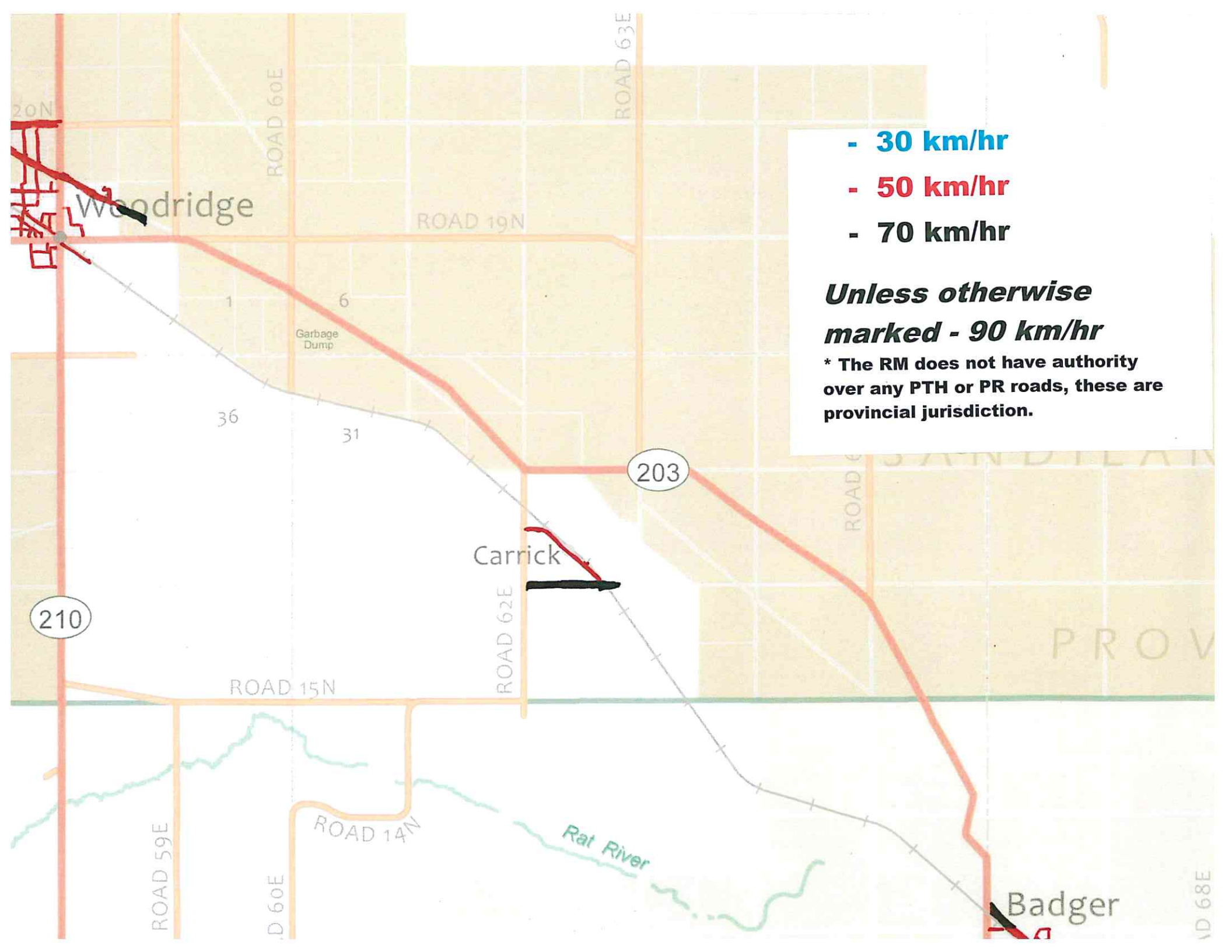


- 30 km/hr
- 50 km/hr
- 70 km/hr

Unless otherwise marked - 90 km/hr

* The RM does not have authority over any PTH or PR roads, these are provincial jurisdiction.



- 30 km/hr
- 50 km/hr
- 70 km/hr

Unless otherwise marked - 90 km/hr

*** The RM does not have authority over any PTH or PR roads, these are provincial jurisdiction.**

210

203

20

RD 68E

PROVINCIAL

- 30 km/hr
- 50 km/hr
- 70 km/hr

Unless otherwise marked - 90 km/hr

*** The RM does not have authority over any PTH or PR roads, these are provincial jurisdiction.**

Badger

ROAD 68E

203

31

6

36

31

6

West F

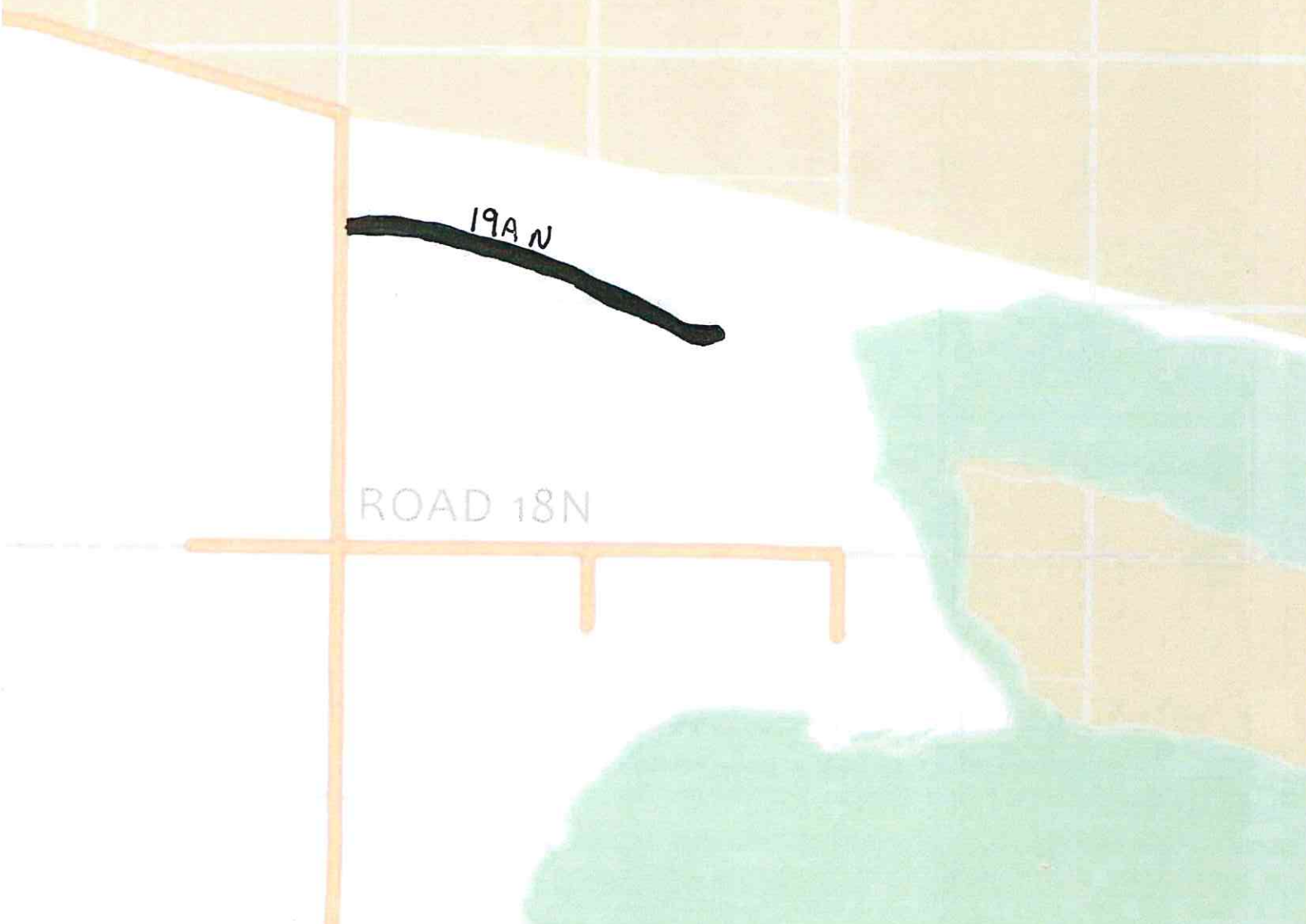
East Pine Creek

- 30 km/hr
- 50 km/hr
- 70 km/hr

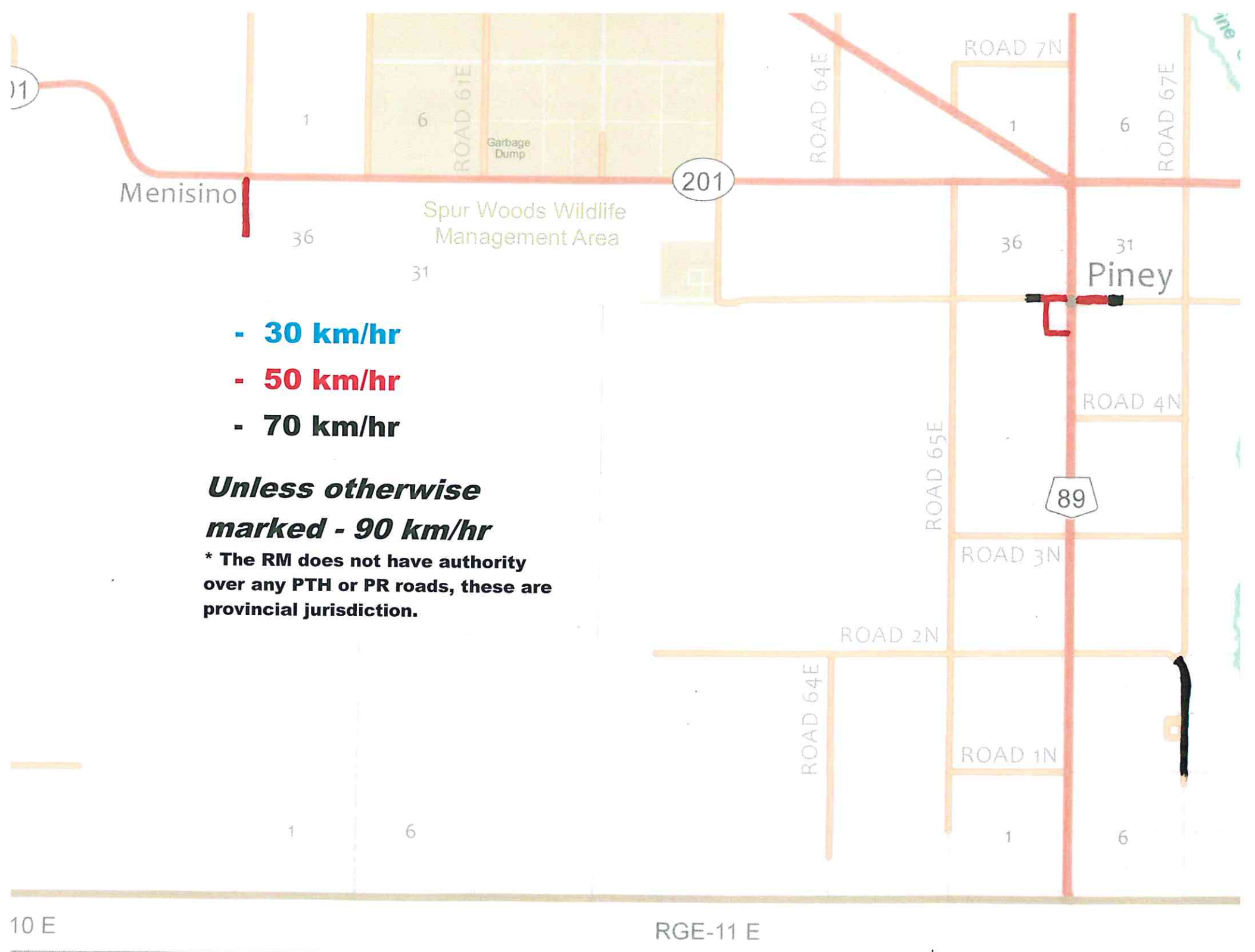
***Unless otherwise
marked - 90 km/hr***

*** The RM does not have authority
over any PTH or PR roads, these are
provincial jurisdiction.**

19A N



ROAD 18N



- 30 km/hr
- 50 km/hr
- 70 km/hr

Unless otherwise marked - 90 km/hr

*** The RM does not have authority over any PTH or PR roads, these are provincial jurisdiction.**

- 30 km/hr
- 50 km/hr
- 70 km/hr

Unless otherwise marked - 90 km/hr

* The RM does not have authority over any PTH or PR roads, these are provincial jurisdiction.



- 30 km/hr
- 50 km/hr
- 70 km/hr

Unless otherwise marked - 90 km/hr

*** The RM does not have authority over any PTH or PR roads, these are provincial jurisdiction.**

