

THE RURAL MUNICIPALITY OF PINEY

BY-LAW NO. 117/2016

A BY-LAW OF THE RURAL MUNICIPALITY OF PINEY FOR  
ADOPTING THE FINANCIAL PLAN FOR THE FISCAL YEAR 2016.

WHEREAS Section 304 (1) of The Municipal Act provides in part as follows:

- 304 (1) No later than May 15 of each year, after adopting its operating budget for the year, a council must by by-law
- (a) set a rate or rates of tax sufficient to raise
    - (i) the revenue to be raised by property taxes as set out in the operating budget, and
    - (ii) the revenue to be raised in the year to pay for a local improvement or special service and to pay the requisitions payable by the municipality;
  - (b) impose taxes
    - (i) in accordance with the tax rate or rates set under clause (a) on the portioned value of each assessable property in the municipality that is liable under The Municipal Assessment Act to that tax, and
    - (ii) where the tax is in respect of a local improvement or special service, in accordance with the local improvement or special services by-laws; and
  - (c) set a due date for payment of the taxes.

AND WHEREAS "The Municipal Act" requires every Rural Municipality in each year to make estimates of all sums required for the lawful purposes of the Municipality of the year in which those sums are required to be levied, and to pay all its debts falling due within the year and any sums required to be levied under this act and any sums required under the Public Schools Act by school districts, school divisions, or school areas wholly or partly within the Municipality, or the Public Schools Finance Board, and any sums levied against the Municipality or against any school districts, school divisions or school area, wholly or partly within the Municipality, by the Minister, and for its proportion of the cost of administering the Act, and any revenue deficit or any over expenditure of the estimate made in the previous year making due allowance for taxes imposed on lands purchased by the Municipality at tax sale and considered uncollectible and for the cost of collection and the abatement and losses that may occur in the collection of taxes whether for the Municipal purposes, school purposes, levies by the Minister or other rates which allowance is hereinafter referred to as tax reserve;

AND WHEREAS The Rural Municipality of Piney has made estimates of all sums required for the lawful purposes of the corporation for the year 2016, which estimates are attached hereto as Schedule "A";

AND WHEREAS it is necessary for the by-law or by-laws, to levy a rate or rates of so much on the dollar upon assessed value of all rateable property liable therefore in The Rural Municipality of Piney, as the Council and the Chief Administrative Officer deems sufficient to raise the sums required for the lawful purposes of The Rural Municipality of Piney, as shown by the said estimates;

AND WHEREAS the assessed value of the rateable property within The Rural Municipality of Piney, according to the last revised assessment roll thereof for the School General Levy - other property is \$21,067,550;

AND WHEREAS the assessed value of the rateable property within The Rural Municipality of Piney, according to the last revised assessment roll thereof for the School Special levy is \$83,256,200;

AND WHEREAS the assessed value of the whole rateable property within The Rural Municipality of Piney according to the last revised assessment roll thereof for General Municipal Purposes is \$83,122,460;

AND WHEREAS it is necessary to fix the rates of taxation for the purposes of aforesaid and the time for the payment of all taxes and taxes so fixed and levied;

NOW THEREFORE BE IT AND IT IS HEREBY ENACTED AS A BY-LAW OF THE RURAL MUNICIPALITY OF PINEY AS FOLLOWS:

ANNUAL ESTIMATES

1. THAT the Annual Estimates and adopting Resolution No 871 of The Rural Municipality of Piney for the year 2016 as set forth in Schedule "A" hereto attached and forming part of this by-law and identified by the signatures of the Reeve and the Chief Administrative Officer are hereby approved.

UNCONTROLLABLE PURPOSES

2. THAT the following respective rates of so much on the dollar be and are hereby levied for the 2016 year upon the assessed value of all rateable property in The Rural Municipality of Piney respectively liable therefore according to the last revised assessment roll of general and business property thereof to raise the sums required for the uncontrollable purposes of The Rural Municipality of Piney which said rates, assessed values and sums required are set out in Schedule "A", viz:

- (a) A general rate of 0 mills on the dollar to provide for the payment of the general levy of Farm and Residential property of the sums respectively set out in Schedule "A" attached.
- (b) A general rate of 10.50 mills on the dollar to provide for the payment of the General Levy on Other Property of the sum respectively set out in Schedule "A" attached.
- (c) The following special rates of so many mills on the dollar on property respectively assessed as set out in Schedule "A" to provide for payments to each of the said School Divisions and amounts required for Division purposes as set out in Schedule "A":

<u>School Division</u>	<u>Special Rate</u>
Seine River No. 14	<u>14.04</u> Mills
Border Land No. 16	<u>14.97</u> Mills

CONTROLLABLE PURPOSES

3. THAT a general rate of 11.39 mills on the dollar made up to the rates specified in Schedule "A" be and hereby is levied for the year 2016 upon the assessed value of all rateable property in The Rural Municipality of Piney liable therefore according to the last revised general and personal property assessment rolls thereof to provide for the payment of the amount estimated as required for the General Controllable Purposes of the Rural Municipality of Piney as set out in Schedule "A" attached hereto, via; General Government Services, Protective Services, Transportation Services, Economic Development Services, Recreation and Cultural Services and Education and Fiscal Services.

PAYMENT OF TAXES

4. (a) That all taxes and rates imposed and levied in The Rural Municipality of Piney for the year 2016 shall be deemed to have been imposed and to be due and payable on the 31<sup>st</sup> day of October, A.D., 2016.

(b) Upon all taxes remaining unpaid after the 31<sup>st</sup> day of October of the year for which they are imposed there shall be added as a penalty on the first day of each month thereafter an amount calculated at the rate of one and a quarter percent per month until all taxes are paid or The Rural Municipality of Piney sells the land liable therefore at Tax Sale.

DONE AND PASSED as a By-Law of The Rural Municipality of Piney at the Office of Vassar, in the Province of Manitoba, this 26<sup>th</sup> day of April, 2016.

The Rural Municipality of Piney

  
\_\_\_\_\_  
Wayne Anderson  
Reeve

  
\_\_\_\_\_  
Martin Van Osch  
Chief Administrative Officer

GIVEN FIRST READING THIS 22<sup>nd</sup> day of March, 2016.  
GIVEN SECOND READING THIS 11<sup>th</sup> day of April, 2016.  
GIVEN THIRD READING THIS 26<sup>th</sup> day of April, 2016.

# THE FINANCIAL PLAN

Rural Municipality of Piney

For the Year 2016

	ATTACHED	NOT APPLICABLE
Page 1 General Operating Fund - Budgeted Revenue and Expenditure	<input checked="" type="checkbox"/>	<input type="checkbox"/>
Page 2 General Operating Fund - Budgeted Revenue	<input checked="" type="checkbox"/>	<input type="checkbox"/>
Page 3 General Operating Fund - Budgeted Expenditure	<input checked="" type="checkbox"/>	<input type="checkbox"/>
Page 4 General Operating Fund - Budgeted Expenditure	<input checked="" type="checkbox"/>	<input type="checkbox"/>
Page 5 General Operating Fund - Budgeted Expenditure	<input checked="" type="checkbox"/>	<input type="checkbox"/>
Page 6 Utility Operating Fund - Budgeted Revenue and Expenditure		
Utility of _____	<input type="checkbox"/>	<input checked="" type="checkbox"/>
Utility of _____	<input type="checkbox"/>	<input checked="" type="checkbox"/>
Page 7 Local Urban District - Budgeted Revenue and Expenditure		
L.U.D. of _____	<input type="checkbox"/>	<input checked="" type="checkbox"/>
L.U.D. of _____	<input type="checkbox"/>	<input checked="" type="checkbox"/>
L.U.D. of _____	<input type="checkbox"/>	<input checked="" type="checkbox"/>
L.U.D. of _____	<input type="checkbox"/>	<input checked="" type="checkbox"/>
Page 8 Calculation of Tax Levies	<input checked="" type="checkbox"/>	<input type="checkbox"/>
Page 9 Sundry Revenue and Expenditure Analyses	<input checked="" type="checkbox"/>	<input type="checkbox"/>
Page 10 Rural Area and General Municipal Requirements	<input type="checkbox"/>	<input checked="" type="checkbox"/>
Page 11 General Operating Fund - Debenture Debt Charges	<input type="checkbox"/>	<input checked="" type="checkbox"/>
Page 12 Utility Operating Fund - Debenture Debt Charges	<input type="checkbox"/>	<input checked="" type="checkbox"/>
Page 13 Capital Budget (Current Year)	<input checked="" type="checkbox"/>	<input type="checkbox"/>
Page 14 Capital Expenditure Program (Subsequent Five Years)	<input checked="" type="checkbox"/>	<input type="checkbox"/>

**GENERAL OPERATING FUND  
BUDGETED REVENUE AND EXPENDITURE**

Rural Municipality of Piney



For the Year 2016

**REVENUE**

	Last Year Budgeted	Last Year Actual	This Year Budgeted	Next Year Budgeted
Tax Levy - Page 8	2,257,321	2,257,373	2,290,561	972,400
Grants in Lieu of Taxes - Page 8	98,355	98,357	97,176	44,000
Sub-total	2,355,676	2,355,730	2,387,737	1,016,400
Requisitions (deduct) - Page 8	1,444,691	1,444,691	1,442,468	0
Net Municipal Taxes and Grants in Lieu of Taxes	910,985	911,039	945,269	1,016,400
Other Revenue - Page 2	897,631	1,024,857	1,259,798	884,350
Transfers from Accumulated Surplus and Reserves - Page 2	230,000	230,000	470,000	175,000
<b>Total Revenue</b>	<b>2,038,616</b>	<b>2,165,896</b>	<b>2,675,067</b>	<b>2,075,750</b>

**EXPENDITURE**

General Government Services	388,620	388,273	394,800	402,500
Protective Services	182,776	167,539	185,226	189,250
Transportation Services	719,500	608,731	818,500	785,500
Environmental Health Services	137,050	127,535	127,000	130,500
Public Health and Welfare Services	14,916	14,916	14,916	15,000
Environmental Development Services	12,500	9,926	12,500	12,500
Economic Development Services	48,100	47,970	71,000	72,000
Recreation and Cultural Services	91,500	93,263	99,550	102,500
Fiscal Services	345,120	369,620	852,910	260,000
Transfers - Deferred Surplus - Page 9	0	0	0	0
- Reserves - Page 5	93,500	318,500	93,500	101,000
<b>Total Basic Expenditure</b>	<b>2,033,582</b>	<b>2,146,271</b>	<b>2,669,902</b>	<b>2,070,750</b>
Allowance For Tax Assets - Page 8	5,035	4,981	5,166	5,000
<b>Total Expenditure</b>	<b>2,038,617</b>	<b>2,151,252</b>	<b>2,675,068</b>	<b>2,075,750</b>
Net Operating Surplus (Deficit)	-1	14,644	1	0

Departmental Use Only	Adopted by Resolution of Council  (Head of Council)  (Chief Administrative Officer)
	April 26 2016

**GENERAL OPERATING FUND  
BUDGETED REVENUE AND TRANSFERS**

Rural Municipality of Piney

For the Year 2016

	Last Year Budgeted	Last Year Actual	This Year Budgeted	Next Year Budgeted
Other Revenue				
Taxes Added	25,000	58,426	45,000	30,000
Licenses				
- Animal				
- Bicycle				
- Business				
- Other <u>Amusement</u>	500	74	500	500
_____				
_____				
Permits				
- Building				
- Other <u>Miscellaneous</u>	8,100	8,965	21,000	20,000
_____				
Fines	0	257	200	200
Sales of Service				
- General Government	2,500	2,430	3,000	3,000
- Protective	5,000	34,137	5,000	5,000
- Transportation	7,000	15,264	7,500	7,500
- Environmental Health	1,000	300	1,000	1,000
- Public Health and Welfare				
- Environmental Development		0		
- Economic Development	185,000	193,697	159,000	150,000
- Recreation and Culture				
- Other		0		
- Sundry	1,500	1,841	1,750	1,750
Sales of Goods	2,500	1,937	2,500	2,500
Rentals	5,000	5,000	5,000	5,000
Trailer Park				
- Rentals				
- Other <u>G.S.T.</u>	0	0	0	0
Concessions and Franchises				
Returns from Investments	20,000	16,768	17,500	17,500
Tax and Redemption Penalties	13,000	14,721	14,000	14,000
Development and Dedication Fees	5,000	2,400	2,400	2,400
Video Lottery Terminal Transfers	30,000	29,912	30,000	30,000
Provincial Municipal Tax Sharing (Pop. _____)	68,500	68,212	68,500	68,500
Conditional Transf - Federal Government	88,500	88,467	238,500	88,500
(Page 9) - Provincial Government	337,000	372,400	530,400	337,000
- Local Government				
- Other <u>Tax Sale Costs Recover</u>	8,000	10,747	10,000	10,000
<u>Insurance Refund</u>	10,000	21,289	17,500	12,500
Other Income				
<u>Miscellaneous</u>	7,500	4,401	7,500	7,500
<u>Recycling Programs</u>	40,000	50,392	45,000	45,000
<u>Insurance Program - Non-Profit</u>	20,000	19,272	20,000	20,000
<u>Survey Monument Restoration</u>	5,000	3,547	5,000	5,000
<u>Grazing Lease</u>	2,031		2,048	
<b>Total Other Revenue - Page 1</b>	<b>897,631</b>	<b>1,024,857</b>	<b>1,259,798</b>	<b>884,350</b>
Transfers From				
- Accumulated Surplus	0	0	0	0
- Reserves - Page 13	230,000	230,000	470,000	175,000
<b>Total Transfers - Page 1</b>	<b>230,000</b>	<b>230,000</b>	<b>470,000</b>	<b>175,000</b>
<b>TOTAL OTHER REVENUE AND TRANSFERS - PAGE 8</b>	<b>1,127,631</b>	<b>1,254,857</b>	<b>1,729,798</b>	<b>1,059,350</b>

**BUDGETED EXPENDITURE**

Rural Municipality of Piney

For the Year 2016

		Last Year Budgeted	Last Year Actual	This Year Budgeted	Next Year Budgeted
<b>GENERAL GOVERNMENT SERVICES</b>					
1100	Legislative	54,000	62,915	66,000	66,000
1200	General Administrative				
1212	Chief Administrative Officer and Staff	190,985	177,623	179,450	185,000
1215	Office	42,035	42,659	43,500	45,000
1216	Legal	4,000	4,713	5,000	5,000
1217	Audit	6,800	6,914	7,000	7,000
1218	Assessment	28,100	28,289	28,500	28,500
1240	Taxation	8,500	13,444	13,500	13,500
1300	Other General Government				
1310	Elections	500	221	500	500
1320	Conventions	13,600	8,979	9,850	10,000
1330	Damage Claims and Liability Insurance	14,500	23,104	15,500	16,000
1340	Intergovernmental Relations	2,000	749	2,000	2,000
1350	Grants	1,000	0	1,000	1,000
1360	Other General Government-Sundry	22,600	18,662	23,000	23,000
	Past-Service Pension Payments				
	Unallocated Employee Benefits				
<b>SUB-TOTAL GENERAL GOVERNMENT SERVICES</b>		<b>388,620</b>	<b>388,273</b>	<b>394,800</b>	<b>402,500</b>
1991	Recoveries (deduct) - Utility				
1992	- Capital				
<b>TOTAL GOVERNMENT SERVICES - TO PAGE 1</b>		<b>388,620</b>	<b>388,273</b>	<b>394,800</b>	<b>402,500</b>
<b>PROTECTIVE SERVICES</b>					
2100	Police	176	0	176	200
2400	Fire	146,900	136,767	136,000	140,000
2500	Emergency Measures				
2510	Emergency Measures Organization	1,200	1,333	1,800	1,800
2520	SOLE Response	3,500	1,584	3,250	3,250
2540	Ambulance Services				
2550	Other	6,300	6,261	6,500	6,500
2600	Other Protection				
2621	- Building Inspection	22,200	20,304	35,000	35,000
2622	Electrical Inspection				
2623	Plumbing Inspection				
2626	Other Safety Inspections				
2630	License Inspection				
2640	Animal and Pest Control	2,500	1,289	2,500	2,500
2650	Other - Traffic Services				
<b>TOTAL PROTECTIVE SERVICES - TO PAGE 1</b>		<b>182,776</b>	<b>167,539</b>	<b>185,226</b>	<b>189,250</b>
<b>TRANSPORTATION SERVICES</b>					
Road Transport					
Administration					
32110	Road Commissioners' Fees and Mileage	92,000	102,115	113,000	115,000
	Fleet Operation	18,000	15,864	18,000	20,000
32200	Engineering				
Roads and Streets					
Unallocated Costs - Equipment, Workshop & Yard Operations					
3219	Road Maintenance - Road Repairs	65,000	382	120,000	65,000
3221	- Blading	120,000	132,669	125,000	130,000
3222	- Graveling	120,000	135,197	130,000	130,000
3223	- Brushing	12,000	17,513	20,000	20,000
3224	- Mowing	30,000	33,000	32,000	35,000
3225	- Patching	6,500	11,154	11,000	12,000
3226	- Dust Control	28,000	28,102	31,500	32,000
3245	- Culverts	20,000	1,791	15,000	15,000
3297	- CNR Crossings	1,500	0	1,500	1,500
<b>Transportation Services Sub-Total Forward to Page 4</b>		<b>513,000</b>	<b>477,785</b>	<b>617,000</b>	<b>575,500</b>

**BUDGETED EXPENDITURE**

Rural Municipality of Piney

For the Year 2016

		Last Year Budgeted	Last Year Actual	This Year Budgeted	Next Year Budgeted
Transportation Services Sub-Total Forward from Page 3		513,000	477,785	617,000	575,500
3230	Road Re-Constru - Services	12,500	6,162	15,000	15,000
3230	- Materials				
3230	- Rentals				
3233	Sidewalks and Boulevards				
3300	Ditches and Road Drainage	30,000	16,044	30,000	30,000
32350	Storm Sewers				
32360	Street Cleaning				
3237	Snow and Ice Rel - Winter Blading	85,000	58,606	85,000	85,000
3237	- Ice Removal/Sanding	10,000	5,524	8,000	10,000
3237	-				
3245	Bridges	15,000	0	15,000	15,000
3250	Street Lighting	40,000	34,529	35,000	40,000
3260	Traffic Control Devices	4,000	0	3,000	4,000
32700	Parking				
32900	Other Road Transport				
3296	Other Transportation Services				
	- Airport	10,000	10,080	10,500	11,000
<b>TOTAL TRANSPORTATION SERVICES - TO PAGE 1</b>		<b>719,500</b>	<b>608,731</b>	<b>818,500</b>	<b>785,500</b>
<b>ENVIRONMENTAL HEALTH SERVICES</b>					
Garbage and Waste Collection					
4320	Garbage Collection				
4330	Nuisance Grounds	101,050	97,840	95,500	100,000
Other Environmental Health					
4480	Lagoon	1,000	2,663	3,000	3,000
4490	Public Rest Rooms				
	Other <u>Recycling Program</u>	35,000	27,032	28,500	27,500
<b>TOTAL ENVIRONMENTAL HEALTH SERVICES - TO PAGE 1</b>		<b>137,050</b>	<b>127,535</b>	<b>127,000</b>	<b>130,500</b>
<b>PUBLIC HEALTH AND WELFARE SERVICES</b>					
Public Health					
5110	Health Unit				
5160	Cemeteries				
5186	Other _____				
Medical Care					
5220	Medical Officer				
	Other _____				
Hospital Care					
5370	Hospital Care				
	Other _____				
Social Welfare					
5410	Administration				
5420	Social Welfare Assistance	14,916	14,916	14,916	15,000
5430	Social Welfare Services				
	Other - Work projects				
<b>TOTAL PUBLIC HEALTH &amp; WELFARE SERVICES-TO PAGE 1</b>		<b>14,916</b>	<b>14,916</b>	<b>14,916</b>	<b>15,000</b>
<b>ENVIRONMENTAL DEVELOPMENT SERVICES</b>					
6100	Planning and Zoning	2,000	497	1,500	1,500
Community Development					
6220	General Land Assembly		0	500	500
6230	Urban Renewal				
6240	Beautification and Land Rehabilitation	500	240	500	500
6241	Urban Area Weed Control				
	Other <u>Cost of Sales - Land</u>	10,000	9,189	10,000	10,000
<b>TOTAL ENVIRONMENTAL DEVELOPMENT SERVICES - TO PAGE 1</b>		<b>12,500</b>	<b>9,926</b>	<b>12,500</b>	<b>12,500</b>



**BUDGETED EXPENDITURE**

Rural Municipality of Piney

For the Year 2016

**ECONOMIC DEVELOPMENT SERVICES**

	Last Year Budgeted	Last Year Actual	This Year Budgeted	Next Year Budgeted
7100 Natural Resources				
7120 Agriculture				
7121 Destruction of Pests				
7122 Protective Inspections				
7123 Rural Area Weed Control	35,000	34,700	35,000	35,000
7124 Drainage of Land				
7125 Veterinary Services	5,600	6,000	6,000	6,000
7130 Water Resources and Conservation	6,000	5,800	6,000	6,000
7200 Regional Development	0	0	0	0
7300 Industrial Development				
7400 Other Economic Development			10,000	10,000
7410 Tourism	1,500	1,469	14,000	15,000
7420 Public Receptions				
Cell Development	0	0	0	0
<b>TOTAL ECONOMIC DEVELOPMENT SERVICES - TO PAGE 1</b>	<b>48,100</b>	<b>47,970</b>	<b>71,000</b>	<b>72,000</b>

**RECREATION AND CULTURAL SERVICES**

8110 Recreation				
8120 Community Centers and Halls	25,000	25,683	26,000	27,500
8130 Swimming Pools and Beaches				
8140 Golf Courses				
8150 Skating Rinks and Arenas				
8180 Parks and Playgrounds				
8190 Other Recreational Facilities				
Community Insurance Refund (VLT's)				
Community Grant Program	66,500	67,580	73,550	75,000
8240 Museums				
8250 Libraries				
8280 Other Cultural Facilities	0	0	0	0
<b>TOTAL RECREATION &amp; CULTURAL SERVICES - TO PAGE 1</b>	<b>91,500</b>	<b>93,263</b>	<b>99,550</b>	<b>102,500</b>

**FISCAL SERVICES**

9111 L.U.D. of _____ -- Page 7				
9112 L.U.D. of _____ -- Page 7				
9113 L.U.D. of _____ -- Page 7				
9114 L.U.D. of _____ -- Page 7				
9320 Transfer to Capital - Page 13	339,120	356,627	842,910	250,000
9330 Transfer to Utility - Page 6				
9410 Debenture Debt Charges - Page 11	0		0	0
9420 Other Long-term debt charges -- Page 11				
9430 Tax discount and short-term loan interest				
9440 Other Debt Charges				
Other Fiscal Services	6,000	12,993	10,000	10,000
<b>TOTAL FISCAL SERVICES - TO PAGE 1</b>	<b>345,120</b>	<b>369,620</b>	<b>852,910</b>	<b>260,000</b>

**TRANSFERS**

9900 General Reserve				
9910 Specific Reserves:				
9911 - Replacement Reserve				
9912 - Capital Development	5,000	230,000	5,000	5,000
9913 - Other _____				
Gas Tax Reserve	88,500	88,500	88,500	96,000
<b>TOTAL TRANSFERS - TO PAGE 1</b>	<b>93,500</b>	<b>318,500</b>	<b>93,500</b>	<b>101,000</b>

**CALCULATION OF TAX LEVIES**  
Rural Municipality of Piney

For the Year 2016

	Assessments			Expenditures		M/R Frt	Revenues			
	Taxable	Otherwise Exempt	Grants	Basic	Allowance Tax Assets		Total	Tax Levy	Grants in Lieu of Taxes	Other Revenues and Transfers
<b>Requisition Taxes:</b>										
Foundation - Residential	20,375,250.00		692,300.00	221,210		0	213,940	7,269		0.00
Foundation - Other	25,673,870.00		677,280.00	370,171	201	221,210	360,461	9,509	402	221,209
Special - Seine River No. 14	54,009,080.00	28,660.00	2,757,370.00	851,087	353	370,372	808,516	41,278	1,646	370,372
Special - Border Land No. 16		109,960.00				851,440				851,440
Special						0				0
Special						0				0
Special						0				0
Hospital District						0				0
Hospital District						0				0
<b>Total Requisition</b>	<b>100,058,200.00</b>	<b>138,620.00</b>	<b>4,126,930.00</b>	<b>1,442,468</b>	<b>554</b>	<b>1,443,022</b>	<b>1,382,917</b>	<b>58,056</b>	<b>2,048</b>	<b>1,443,021</b>
<b>Local Urban Districts</b>										
L.U.D.						0.00				0.00
L.U.D.						0.00				0.00
L.U.D.						0.00				0.00
L.U.D.						0.00				0.00
<b>Debtenture Debt Charges:</b>										
						0.00				0.00
						0.00				0.00
						0.00				0.00
						0.00				0.00
						0.00				0.00
						0.00				0.00
						0.00				0.00
						0.00				0.00
<b>Special Services Levies:</b>										
						0.00				0.00
						0.00				0.00
<b>Deferred Surplus</b>										
General						0.00				0.00
Utility						0.00				0.00
<b>Reserve Funds</b>										
General Reserve						0.00				0.00
Machinery Replacement						0.00				0.00
						0.00				0.00
						0.00				0.00
<b>General Municipal:</b>										
Rural Area	79,687,830.00		3,434,630.00	2,669,902	4,612	2,674,514	907,644	39,120		946,764
At Large						0				0
Business Tax, Fees						0				0
Other Revenue and Transfers						0			1,727,750	1,727,750
Budgeted Deficit						0				0
<b>Total Municipal</b>				<b>2,669,902</b>	<b>4,612</b>	<b>2,674,514</b>	<b>907,644</b>	<b>39,120</b>	<b>1,727,750</b>	<b>2,674,514</b>
<b>Totals</b>				<b>4,112,370</b>	<b>5,166</b>	<b>4,117,536</b>	<b>2,290,561</b>	<b>97,176</b>	<b>1,729,798</b>	<b>4,117,535</b>

**SUNDRY REVENUE AND EXPENDITURE ANALYSES**

Rural Municipality of Piney

For the Year 2016

**Part 1 - Grants in Lieu of Taxes**

Government or Agency	Assessment		Mill Rate	Amount	Frontage	Total
	Farm/Residential	Other				
Transfer from	Page 9a					97,176
						0.00
						0.00
						0.00
						0.00
						0.00
						0.00
						0.00
						0.00
						0.00
						0.00
						0.00
						0.00
						0.00
						0.00
						0.00
						0.00
						0.00
						0.00
						0.00
						0.00
						0.00
						0.00
						0.00

Total - Pages 1, 8      97,176

**Part 2 - Conditional Transfers and Grants**

Government or Agency	Purpose	Amount
Province of Manitoba	Main Market Rd	310,000.00
Province of Manitoba	Municipal Rd Program	60,000.00
Federal Government	Gas Tax	88,500.00
Federal Government	Building Canada Fund	150,000.00
Province of Manitoba	Building Canada Fund	150,000.00
Province of Manitoba	Airport Grant	2,400.00
Province of Manitoba	Partner 4 Growth	8,000.00

Total - Page 2      768,900.00

**Part 3 - Transfers to Deferred Surplus - General Operating Fund**

Purpose	Year	Term	Authority	Amount

Total - Page 1      0.00

**Part 4 - Transfers to Deferred Surplus - Utility Operating Fund**

Purpose	Year	Term	Authority	Amount

Total - Page 6      0.00

## SUNDRY REVENUE AND EXPENDITURE ANALYSES

Rural Municipality of Piney

For the Year 2016

### Part 1 - Grants in Lieu of Taxes

	Assessment		Mill Rate	Amount	Frontage	Total
	Farm/Residential	Other				
<b>Seine River SD 14</b>						
1121 Province of Manitoba	95,970		25.43	2441		2441
1122 Province of Manitoba	398,430		25.43	10132		10132
1300 MHRC	142,680		25.43	3628		3628
1020 Province of Manitoba		5,530	35.93	199		199
1121 Province of Manitoba		7,090	35.93	255		255
1770 Manitoba Hydro		27,560	35.93	990		990
<b>Borderland SD 16</b>						
1020 Province of Manitoba	580,460		26.36	15301		15301
1080 Province of Manitoba	32,770		26.36	864		864
1120 Province of Manitoba	2,000		26.36	53		53
1121 Province of Manitoba	323,240		26.36	8521		8521
1124 Province of Manitoba	2,300		26.36	61		61
1127 Province of Manitoba	39,430		26.36	1039		1039
1150 Province of Manitoba	2,780		26.36	73		73
1300 MHRC	859,510		26.36	22657		22657
1770 Manitoba Hydro	1,880		26.36	50		50
2700 Federal Government	100,460		26.36	2648		2648
2710 CMHC	50,900		26.36	1342		1342
2714 Federal Government	62,260		26.36	1641		1641
2715 Federal Government	47,260		26.36	1246		1246
1020 Province of Manitoba		9,100	36.86	335		335
1120 Province of Manitoba		2,150	36.86	79		79
1121 Province of Manitoba		62,410	36.86	2300		2300
1127 Province of Manitoba		15,610	36.86	575		575
1150 Province of Manitoba		181,170	36.86	6678		6678
1770 Manitoba Hydro		78,670	36.86	2900		2900
2700 Federal Government		7,280	36.86	268		268
2714 Federal Government		244,600	36.86	9016		9016
2715 Federal Government		31,400	36.86	1157		1157
705 Centra Gas		19,730	36.86	727		727
				0		0
				0		0
				0		0
				0		0
<b>Total</b>	<b>2,742,330</b>	<b>692,300</b>		<b>97,176</b>	<b>0</b>	<b>97176</b>

Total - Pages 1, 8 97176

**CAPITAL BUDGET**

Rural Municipality of Piney

For the Year 2016

**Part 1 - CAPITAL EXPENDITURES**

Particulars of Expenditure	Estimated Total Cost	Borne by General Fund	Borne by Utility Fund	Borne by Reserves	Borne by Borrowing
RM Office Capital	16,000.00	16,000.00			
Transportation Capital	42,000.00	42,000.00			
Hard Surface Renewal	115,000.00	115,000.00			
Waste Transfer Stations	450,000.00	450,000.00			
RM Fire Service Capital	45,410.00	45,410.00			
RM Fire Service Water Storage	7,000.00	7,000.00			
RM Fire Service Vehicle Upgrades	100,000.00	100,000.00			
RM Fire Service; District Joint Project	3,500.00	3,500.00			
Sandilands Subdivision	1,000.00	1,000.00			
Sandilands Subdivision Hydro	47,000.00	47,000.00			
Municipal Streetlighting	14,000.00	14,000.00			
Office Technology Upgrades	2,000.00	2,000.00			
	842,910.00				

TOTAL

842,910.00

Page 5

0.00

Page 6

0.00

Part 2

0.00

Part 3

**PART 2. GENERAL AND SPECIFIC RESERVE FUND WITHDRAWALS**

Reserve Name and By-Law No.	General Fund Transfers		Utility Fund Transfers		Cash Resources
	To Operating	To Capital	To Operating	To Capital	
Protective Reserve #68/2011	100,000				103,349.53
General Capital Reserve #67/2011	54,000				159,943.03
Gas Tax Reserve	115,000				636,990.50
Waste Disposal Reserve #69/2011	150,000				256,295.27
Transportation & Drainage #106/2014	51,000				117,635.36
	470,000.00				

Page 2

0.00

Part 1

0.00

Page 6

0.00

Part 1

**PART 3. BORROWING (Subject to Municipal Board Approval)**

PROPOSAL	TEMPORARY FINANCING			REPAYMENT	
	Bank Loan	Revenue Loan	Reserve Loan	Amount	Term

TOTAL - Part 1

0.00

Departmental Use Only

Adopted by Resolution of Council

--

*April 16* 2016

(Chief Administrative Officer)

(Head of Council)


**FIVE YEAR CAPITAL EXPENDITURE PROGRAM**  
Rural Municipality of Piney


PURPOSE	CAPITAL EXPENDITURE (Mark Priority 1, 2, 3, etc.)					SOURCE OF FUNDS				
	2017	2018	2019	2020	2021	Total	Operating	Reserves	Debenture Sales	Other
Bridge Replacement					150,000.00	150,000.00	50,000.00	100,000.00		
Hard Surface Renewal	100,000.00	100,000.00	100,000.00	100,000.00	100,000.00	500,000.00	100,000.00	400,000.00		
Fire Department Vehicles					100,000.00	100,000.00	0.00	100,000.00		
Transportation Vehicle				40,000.00		40,000.00	40,000.00	0.00		
Waste Transfer	50,000.00					50,000.00	0.00	50,000.00		
Station 2 Fire Hall		200,000.00				200,000.00	0.00	200,000.00		
<b>SOURCE OF FUNDS - ANNUAL</b>										
OPERATING	100,000.00	0.00	100,000.00	40,000.00	50,000.00	190,000.00	190,000.00	850,000.00	0.00	0.00
RESERVES	50,000.00	300,000.00	100,000.00	100,000.00	300,000.00	850,000.00				
DEBENTURE SALES						0.00				
OTHER	150,000.00	300,000.00	100,000.00	140,000.00	350,000.00	1,040,000.00	190,000.00	850,000.00	0.00	0.00
<b>TOTAL</b>						<b>1,040,000.00</b>	<b>190,000.00</b>	<b>850,000.00</b>	<b>0.00</b>	<b>0.00</b>

Departmental Use Only

Adopted by Resolution of Council

*April 26* 2016

  
 (Head of Council)

  
 (Chief Administrative Officer)