

Homeowner Fire Prevention Tips

Don't Be the Cause of a Wildfire

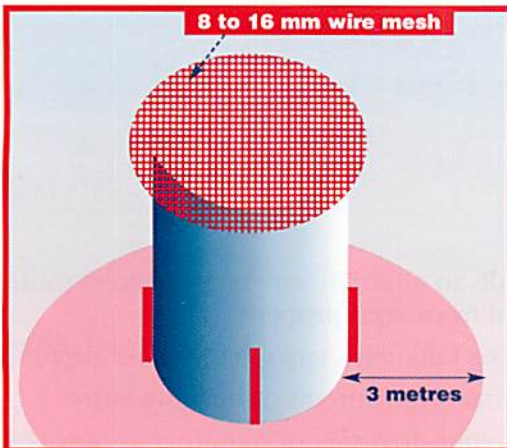
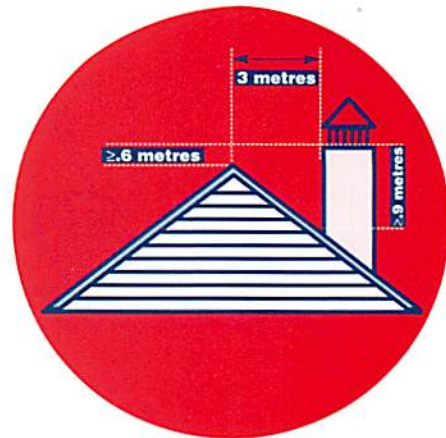
Wildfires often start as small accidental ignitions. By using FireSmart standards around your property you can help prevent an accidental wildfire from starting.

FireSmart your chimney

Chimneys should be constructed to meet all applicable regulation and code requirements and have approved spark arrestors installed.

Burn barrels and fire pits

Burn barrels and fire pits should be located away from buildings and other combustible material. Always ensure your burn barrel has proper ventilation and is covered with a screen. Never leave your burning barrel or fire pit unattended while it is in use. For a safer method of disposal bring your debris to a local landfill site.



Contact your utility company to clear away vegetation around overhead electrical installations.

Power lines and propane tanks

Vegetation should be cleared away from power lines, propane tanks and other fuel supplies.

Emergency facilities

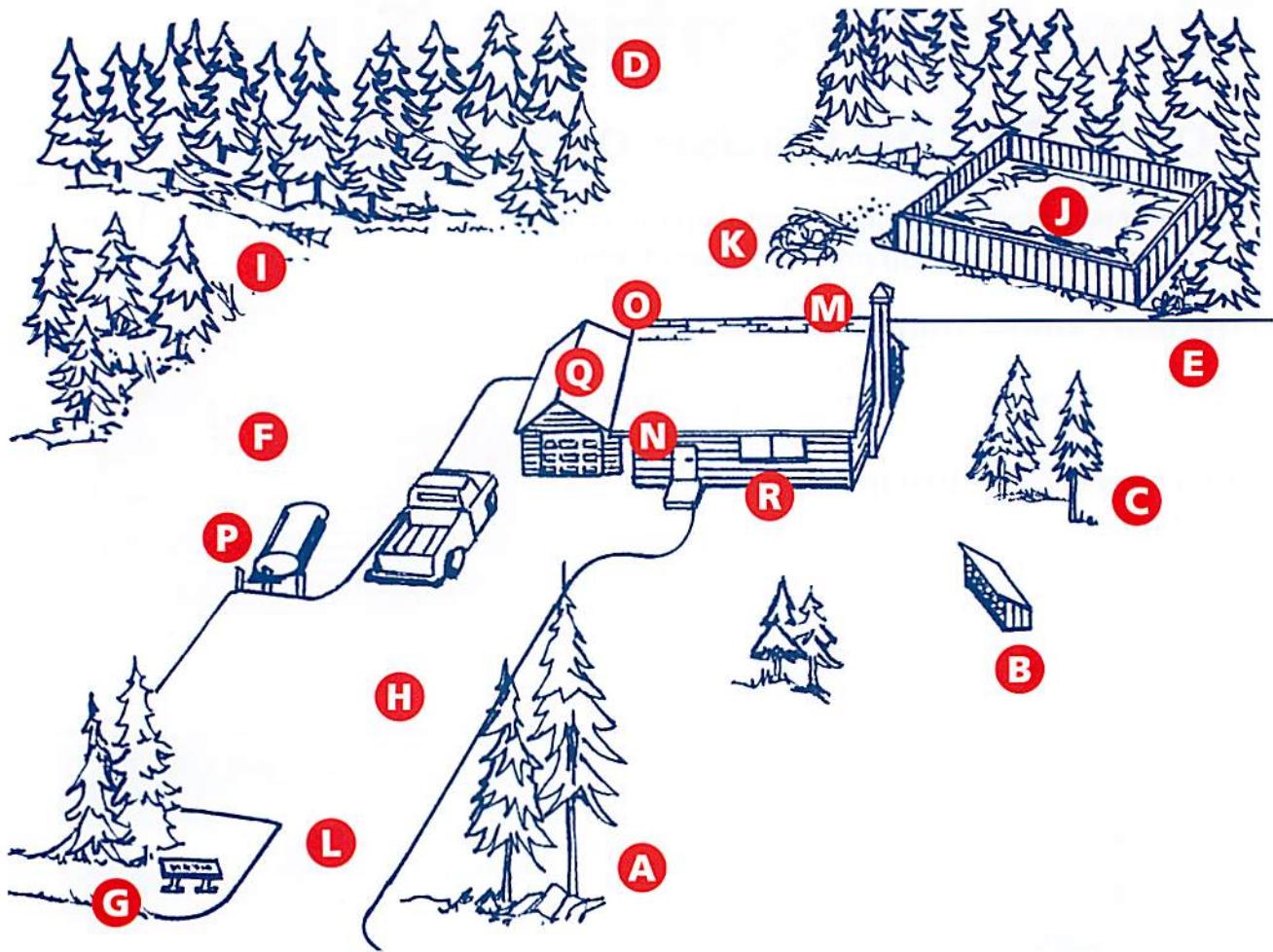
Ensure your property has adequate emergency vehicle access and an on-site emergency water supply, such as a pond, tank, creek or lake.

On-site fire tools

Every home should have shovels, rakes, axes, garden hoses, sprinklers and ladders to assist in suppressing wildfires and protecting homes.

**Burn permits are required April 1 to November 15.
Report wildfires: 1-800-782-0076.**

A Well Thought Out FireSmart Protection Plan



- A** Prune tree branches to a minimum height of 2 metres
- B** Store firewood a minimum of 10 metres from any structures (avoid down slope location)
- C** Remove all combustible trees, long grass, shrubs, logs, branches, twigs and needles within 10 metres of a structure
- D** Thin trees (with 3-6 metres between crowns) for at least 30 metres from any structure
- E** Contact your utility company if trees or branches are not clear of power lines
- F** Keep grass within 10 metres of buildings mowed and watered
- G** Have your address, municipal fire number or lot number clearly visible for quick identification by fire services
- H** Make sure your driveway is wide enough to accommodate emergency vehicles so they have enough space to turn around
- I** Provide an alternate emergency access route to and from your property
- J** Pond or tank with emergency water supply
- K** FireSmart your fire pit or burning barrel
- L** Clear your driveway of trees to a distance of at least 3 metres on either side
- M** Make sure your chimney is to code and has spark arrestor screens installed
- N** Close in your eaves, vents, and soffits
- O** Sheath undersides of balconies, decks and crawlspaces with flame resistant materials
- P** Locate propane tanks at least 10 metres from any building and clear vegetation at least 3 metres around propane tanks
- Q** Use only Class A, B, or C rated fire resistant roofing and fire resistant exterior siding
- R** Solid shutters or metal firescreens will provide increased fire protection for windows and doors